

Aend./Modification	Dat.	Vis.	Dat.	Vis.
a AM 9554	03.01.02		03.01.02	cod
b AM 9695	03.07.02			
c			03.01.02	
d				

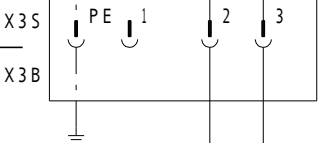
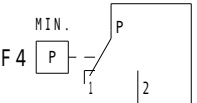


Art. N°:	13010803.B	Type	C 43/54 GX507/8	Blatt/Page	1
Bez./Des.1	Schéma électrique	Schema Draw.	G03.1.0242	Tot. Bl/Pg	3
Bez./Des.2	Bruleur gaz AGP				

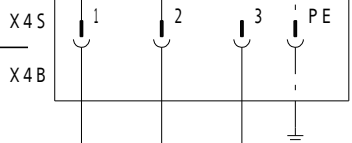
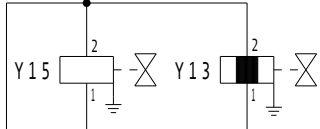
A

**MBVEF** Gasstrasse / Rampe gaz / Gas valve unit

Kompakteinheit  
Unité compacte  
Gas valve unit



**Gas - Gaz**

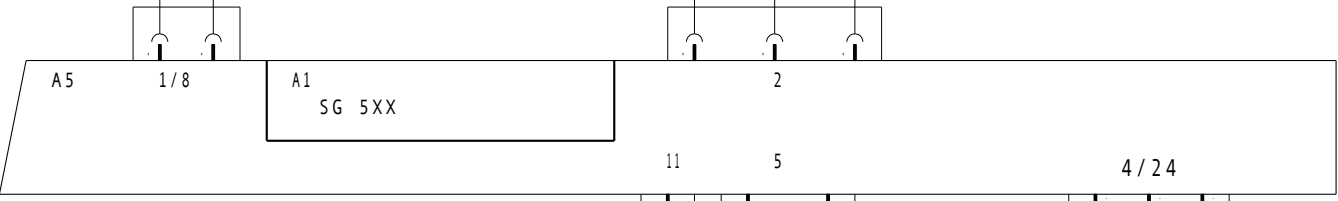


- Y15 Sicherheitshauptgasventil  
Vanne gaz de sécurité  
Safety gas valve
- Y13 Gasventil brennerseitig  
Vanne gaz principale  
Gas valve burner side
- F4 Gasdruckwaechter min.  
Manostat gaz min.  
Min. gas pressure switch

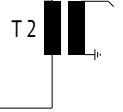
B

C

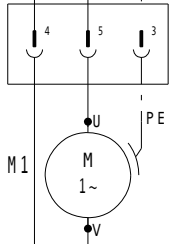
Brenner  
Brûleur  
Burner



Messbruecke  
Pont de mesure  
Current bridge



Zündtrafo.  
Transfo.  
Ignition transfo.



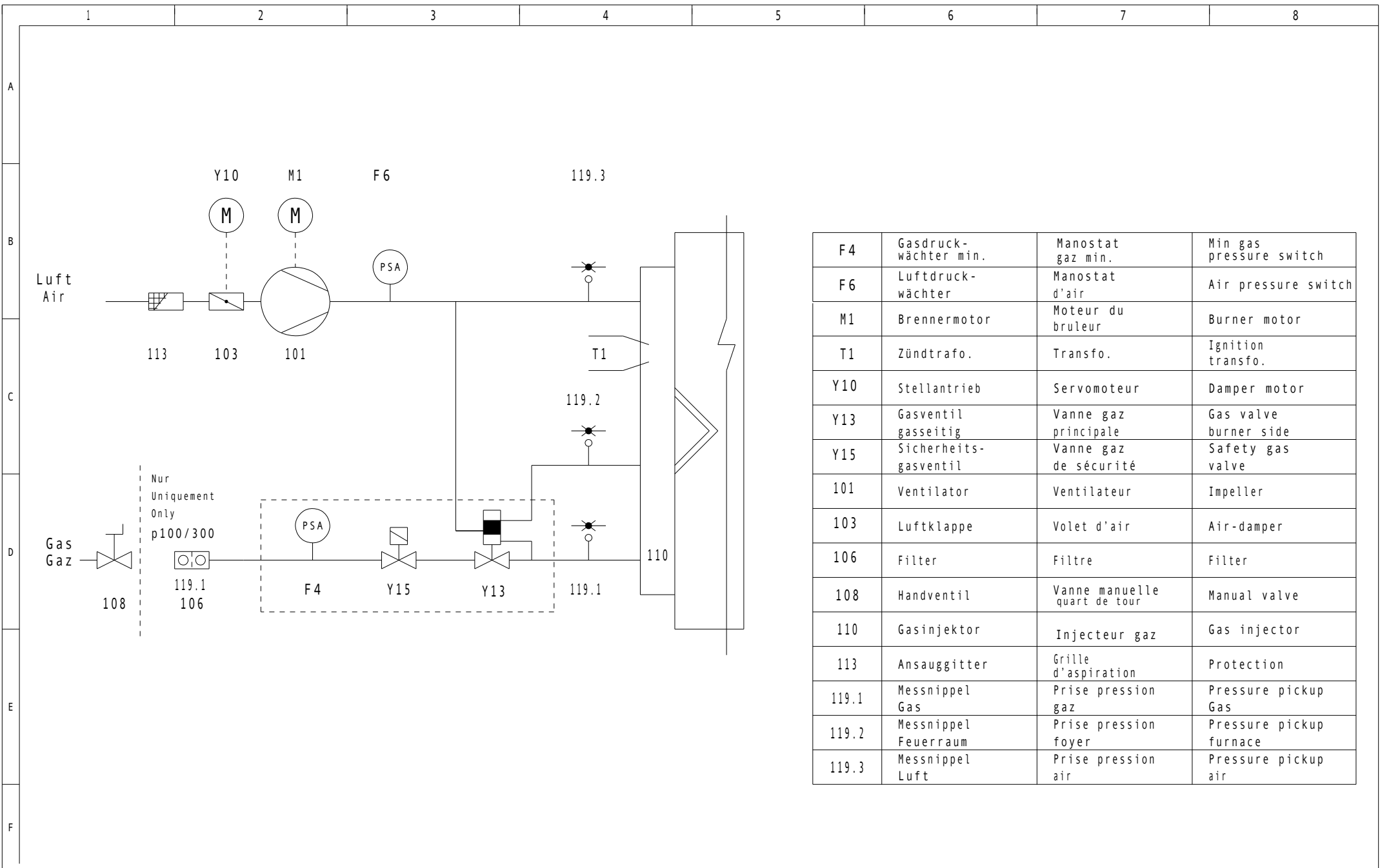
E

F

	Aend./Modification	Dat.	Vis.		Dat.	Vis.
a	AM 9554	03.01.02		gez.	03.01.02	cod
b	AM 9695	03.07.02		dess.		
c				gepr.	03.01.02	
d				contr.		



Art. N°:	13010803.B	Type	C 43/54 GX507/8	Blatt/Page	2
Bez./Des.1	Schéma électrique	Schema Draw.	G03.1.0242	Tot. Bl/Pg	3
Bez./Des.2	Bruleur gaz AGP				



F4	Gasdruckwächter min.	Manostat gaz min.	Min gas pressure switch
F6	Luftdruckwächter	Manostat d'air	Air pressure switch
M1	Brennermotor	Moteur du bruleur	Burner motor
T1	Zündtrafo.	Transfo.	Ignition transfo.
Y10	Stellantrieb	Servomoteur	Damper motor
Y13	Gasventil gasseitig	Vanne gaz principale	Gas valve burner side
Y15	Sicherheitsgasventil	Vanne gaz de sécurité	Safety gas valve
101	Ventilator	Ventilateur	Impeller
103	Luftklappe	Volet d'air	Air-damper
106	Filter	Filtre	Filter
108	Handventil	Vanne manuelle quart de tour	Manual valve
110	Gasinjektor	Injecteur gaz	Gas injector
113	Ansauggitter	Grille d'aspiration	Protection
119.1	Messnippel Gas	Prise pression gaz	Pressure pickup Gas
119.2	Messnippel Feuerraum	Prise pression foyer	Pressure pickup furnace
119.3	Messnippel Luft	Prise pression air	Pressure pickup air

	Aend./Modification	Dat.	Vis.		Dat.	Vis.
a	AM 9554	03.01.02		gez.	03.01.02	cod
b	AM 9695	03.07.02		dess.		
c				gepr.	03.01.02	
d				contr.		



Art. N°:	13010803.B	Type	C 43/54 GX507/8	Blatt/Page	3
Bez./Des.1	Schéma hydraulique	Schema Draw.	G03.1.0242	Tot. Bl/Pg	3
Bez./Des.2	Bruleur gaz AGP				