


- D** **Montageanleitung**  
**Ausdehnungsgefäß CS**  
Seite 2
- FR** **Instructions de montage**  
**Vase d'expansion CS**  
Pages 3
- BE** **Montageaanwijzingen**  
**Aansluitset COB met CS**
- NL** Pagina 4
- ES** **Instrucciones de montaje**  
**Vaso de expansión CS**  
Página 5
- IT** **Istruzioni di Montaggio**  
**Vaso di espansione CS**  
Pagina 6
- DK** **Monteringsvejledning**  
**Trykekspansionsbeholder CS**  
Side 7
- PL** **Instrukcja montażu naczynia**  
**wzbiorczego CS**  
Strona 8

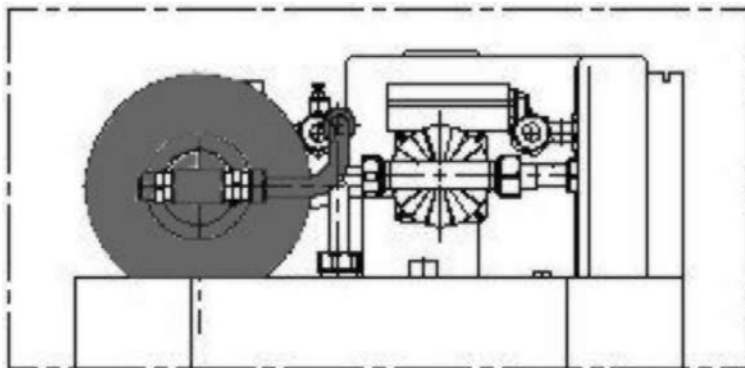
**Lieferumfang:**

**Ausdehnungsgefäß CS**  
bestehend aus:

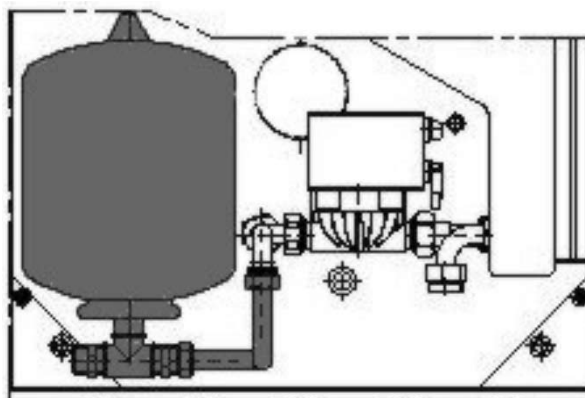
Pos.	Stück	Benennung
1	1	Ausdehnungsgefäß Trinkwasser 8 Liter 10 bar
2	1	Verrohrung KW-Anschluß auf AD Gefäß CS
3	2	Fit.Doppelnippel G3/4" x R3/4" AG
4	2	Flachdichtung 24x17x2
5	1	T - Stück
6	1	Montageanleitung



**Rückansicht CS**



**Draufsicht CS**




**Pièces fournies:**

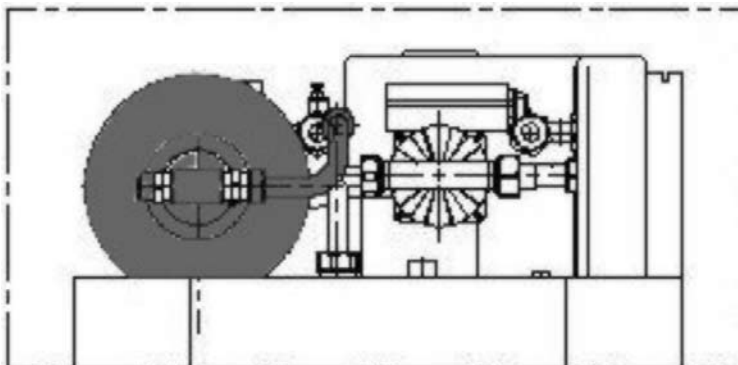
**Vase d'expansion CS**

composé de:

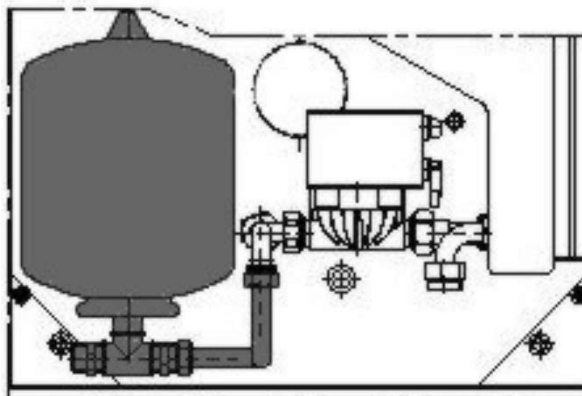
Pos.	Quantité	Désignation
1	1	Vase d'expansion pour eau potable, 8 litres, 10 bars
2	1	Tuyauterie avec raccordement eau chaude / eau froide sur vase d'expansion CS
3	2	Embout double du raccord G3/4" x R3/4" filet ext.
4	2	Joint plat 24 x 17 x 2
5	1	Raccord en T
6	1	Instructions de montage



**Vue arrière CS**



**Vue de dessus CS**




**Leveringsomvang:**

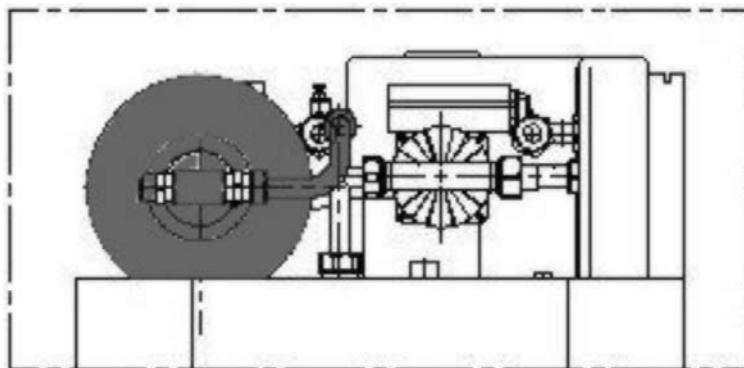
**expansievat CS**

bestaat uit:

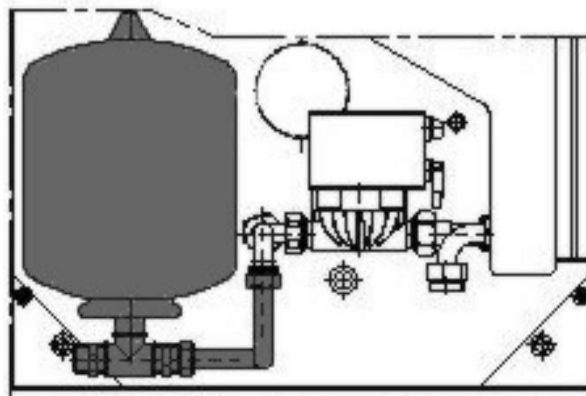
Pos.	Aantal	Benaming
1	1	Expansievat drinkwater 8 liter 10 bar
2	1	Buisleiding KW-aansluiting op exp vat CS
3	2	Fit.dubbele nippel G3/4" x R3/4" uitwendige schroefdraad
4	2	Vlakke dichting 24x17x2
5	1	T-stuk
6	1	Montageaanwijzingen



**Achteraanzicht CS**



**Vooraanzicht CS**




**Volumen de suministro:**

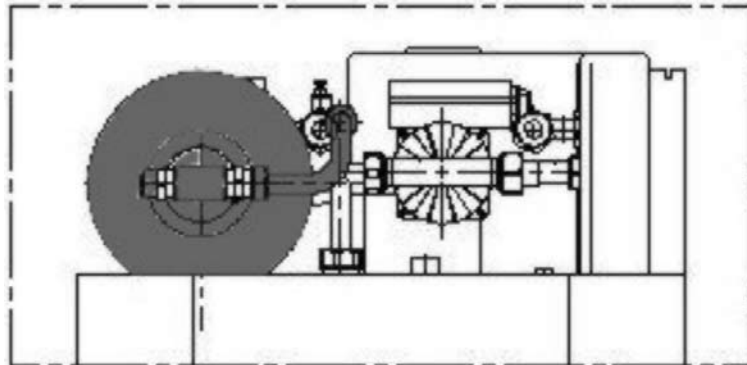
**Vaso de expansión CS**

compuesto de:

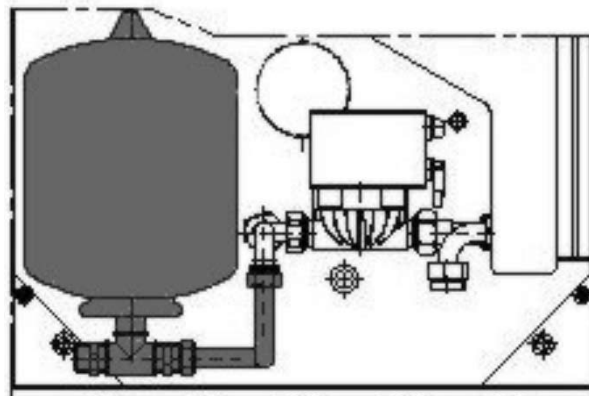
Pos.	Cantidad	Denominación
1	1	Vaso de expansión agua potable 8 litros 10 bar
2	1	Tubería conexión agua fría a vaso de expansión CS
3	2	Racor boquilla doble G3/4" x R3/4" RE
4	2	Junta plana 24x17x2
5	1	Pieza T
6	1	Instrucciones de montaje



**Vista posterior CS**



**Vista en planta CS**



**Dotazione di Fornitura:**

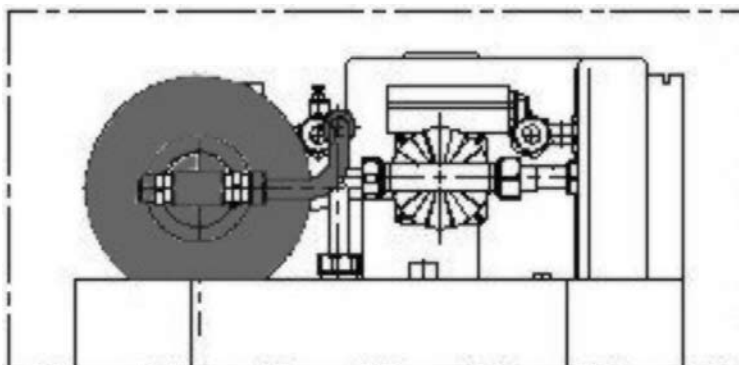
**Vaso di Espansione CS**

composto da:

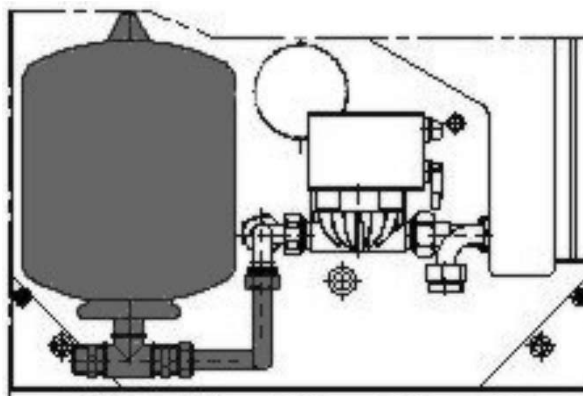
Pos.	Pezzo	Descrizione
1	1	Vaso di espansione da 8 Litri 10 bar
2	1	Tubo di collegamento tra AF e serbatoio CS
3	2	Doppi nipplo G3/4" x R3/4" AG
4	2	Guarnizione piatta 24x17x2
5	1	Raccordo a T
6	1	Istruzioni di Montaggio



**Vista dal basso CS**



**Vista Frontale CS**




**Leveringsomfang:**

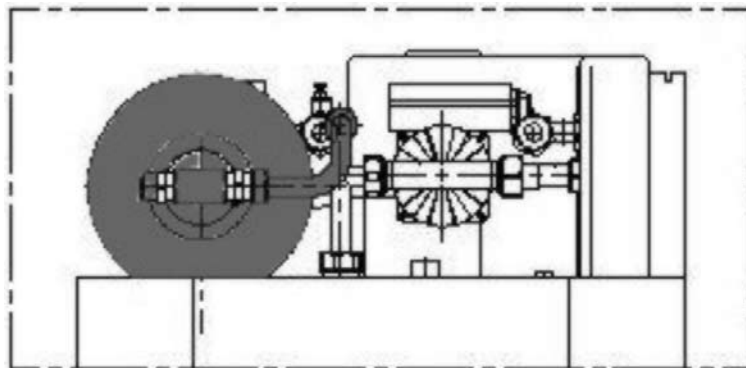
**Trykspansionsbeholder CS**

Bestående af:

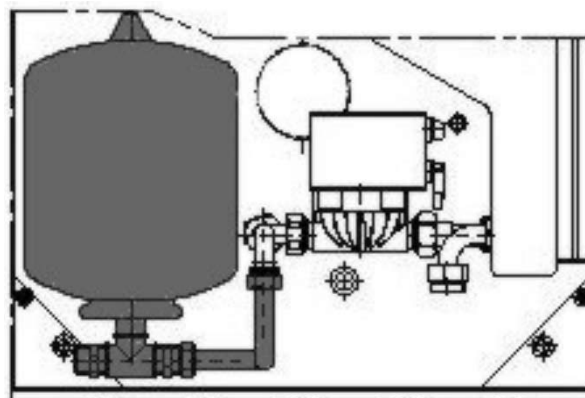
Pos.	Antal	Beskrivelse
1	1	Trykspansionsbeholder for brugsvand 8 liter, 10 bar
2	1	Rørstykke for KV-tilslutning for ekspansionsbeholder til CS
3	2	Dobbeltnippel G3/4" x R3/4"
4	2	Fiberpakning 24 x 17 x 2
5	1	Tee-stykke
6	1	Monteringsvejledning



**Set bagfra**




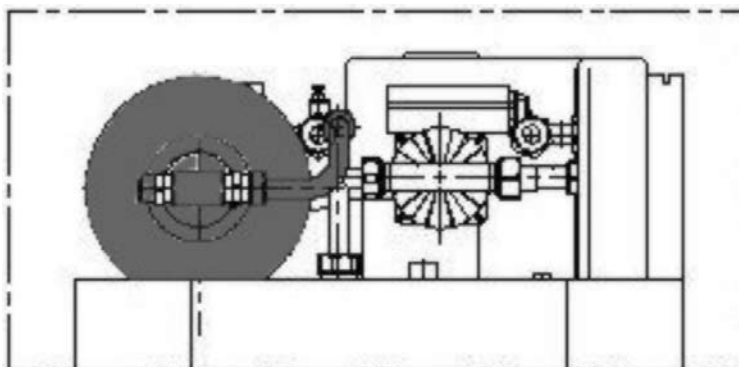
**Set ovenfra**



**Zakres dostawy:**
**Naczynie wzbiórcze CS**

składające się z:

Poz.	Sztuk	Opis
1	1	Nacz. wzb. do wody pitnej 8 l , 10 bar
2	1	Orurowanie przył. wody zimn. do naczynia CS
3	2	Nypel podwójny G3/4" x R3/4" AG
4	2	Uszczelka płaska 24x17x2
5	1	Trójnik T
6	1	Instrukcja montażu


**Widok CS z tyłu**

**Widok CS z boku**
